




Ladder Safety

Ladders are a necessary part of our day to day work and allow us to reach the heights required to do our work. We must use them. However, we must use them correctly. The first thing to remember is to properly inspect the ladder before using it. The second is to properly set it up and use it correctly to prevent hazards.

Inspection

What To Look For:

- All rivets and fasteners in place
- No cracks on side rails
- All components such as locking clasps functional
- No missing feet or rubber pads
- No bent or damaged rungs




All Ladders:

- Never carry objects up or down a ladder
- Use a hand line for tool or material hoisting
- Work facing the ladder, never away from it
- Never overreach the ladder to the side
- Keep your belt buckle within the side rails to prevent tipping and falling
- Do not exceed the load rating of the ladder



A-Frame or Step Ladders:

- Open the frame up
- Never use in the folded position
- Lock the spreader in the fully open position
- Work facing the ladder, never away from it
- Never stand on the top 2 steps



Extension Ladders:

- Use at the proper vertical to horizontal ratio of 4:1
- Maintain 3 points of contact while climbing
- Secure ladder to structure to prevent accidental slipping
- Extend 3' above landing
- Properly designate ladder access area when accessing other levels



OPTIMUM 630.759.9908 | www.OptimumSafetyManagement.com

© 2015 Optimum Safety Management. All Rights Reserved. Optimum disclaims liability for any injury to persons or to property, or other damages of any nature whatsoever, whether special, indirect, consequential or compensatory, directly or indirectly resulting from the publication, use of, or reliance on this Tool Box Talk. Optimum also makes no guaranty or warranty as to the accuracy or completeness of any information published herein.

7401011





Weekly **Toolbox Talk** Safety Meeting

Company:	
Topic:	
Week Of:	
Job Number / Name:	
The Three Major Points Discussed With Employees <small>Pick three points from this TBT that you feel are the most relevant and discuss those with your employees.</small>	
Site Specific Hazards:	
Employee Concerns:	

Meeting Attendance

Name / Nombre	Signed / Firma	Emp. # / Empleado #
Facilitator	Signed / Firma	Emp. # / Empleado #