

Job Name: _____ Job Site Location: _____


Date: _____ Start Time: _____ Finish Time: _____ Foreman/Supervisor: _____

Topic 622: Controlled Access Zones and Monitoring

Introduction: Following are safety guidelines to follow when working in controlled access zones and where safety monitoring is required:


Controlled access zones: Controlled access zones and their use must conform to the following provisions:

- **When** used to control access to areas where leading edge and other operations are taking place the controlled access zone must be defined by a control line or by any other means that restricts access.
- **When** control lines are used, they must be erected not less than 6 feet, nor more than 25 feet, from the unprotected or leading edge, except when erecting precast concrete members.
- **When** erecting precast concrete members, the control line must be erected not less than 6 feet, nor more than 60, feet or half the length of the member being erected, whichever is less, from the leading edge.
- **Make sure** the control line extends along the entire length of the unprotected or leading edge. The control line must be approximately parallel to the unprotected or leading edge.
- **Ensure** the control line is connected on each side to a guardrail system or wall.



When used to control access to areas where overhand bricklaying and related work are taking place:

- **Make sure** the controlled access zone is defined by a control line erected not less than 10 feet, nor more than 15 feet, from the working edge.
- **The control line** must extend for a distance sufficient for the controlled access zone to enclose all employees performing overhand bricklaying and related work at the working edge and must be approximately parallel to the working edge.
- **Make sure** additional control lines are erected at each end to enclose the controlled access zone.
- **Only** employees engaged in overhand bricklaying or related works are to be permitted in the controlled access zone.




Control lines must consist of ropes, wires, tapes, or equivalent materials, and supporting stanchions as follows:

- **Make sure** each line is flagged or otherwise clearly marked at not more than 6-foot intervals with high-visibility material.
- **Ensure** each line is rigged and supported in such a way that its lowest point (including sag) is not less than 39 inches from the walking/working surface and its highest point is not more than 45 inches (50 inches when overhand bricklaying operations are being performed) from the walking/working surface.
- **Make sure** each line has a minimum breaking strength of 200 pounds.
- **On floors and roofs** where guardrail systems are not in place prior to the beginning of overhand bricklaying operations, controlled access zones are required to be enlarged, as necessary, to enclose all points of access, material handling areas, and storage areas.
- **When** working on floors and roofs where guardrail systems are in place, but need to be removed to allow overhand bricklaying work or leading edge work to take place, only that portion of the guardrail necessary to accomplish that day's work will be removed.

Safety monitoring systems: Safety monitoring systems and their use are required to comply with the following provisions:

- **Employers must** designate a competent person to monitor the safety of other employees and the employer must ensure that the safety monitor complies with the following requirements:
 - **Make sure** the safety monitor is competent to recognize fall hazards.
 - **Ensure** the safety monitor warns the employee when it appears that the employee is unaware of a fall hazard or is acting in an unsafe manner.
 - **Make sure** the safety monitor is on the same walking/working surface and within visual sighting distance of the employee being monitored.
- **Mechanical equipment** must not be used or stored in areas where safety monitoring systems are being used to monitor employees engaged in roofing operations on low-slope roofs.
- **No employee**, other than an employee engaged in roofing work (on low-sloped roofs) or an employee covered by a fall protection plan, will be allowed in an area where an employee is being protected by a safety monitoring system.
- **Make sure** each employee working in a controlled access zone is directed to comply promptly with fall hazard warnings from safety monitors.
- **The safety monitor** is required to be close enough to communicate orally with the employee.
- **Make sure** the safety monitor does not have other responsibilities which could take the monitor's attention from the monitoring function.



Conclusion: The safety of all workers requires attentive monitoring. Follow these safety guidelines to ensure safety at the jobsite.

Work Site Review

Work-Site Hazards and Safety Suggestions: _____

Personnel Safety Violations: _____

Employee Signatures: _____ (My signature attests and verifies my understanding of and agreement to comply with, all company safety policies and regulations, and that I have not suffered, experienced, or sustained any recent job-related injury or illness.)

Cherry Hill Glass Foreman/Supervisor's Signature: _____

These guidelines do not supersede local, state, or federal regulations and must not be construed as a substitute for, or legal interpretation of, any OSHA regulations.